

REPORT TO: Employment, Learning & Skills Policy and Performance Board

DATE: 13th January 2010

REPORTING OFFICER: Strategic Director Corporate and Policy

SUBJECT: Local Area Agreement Performance Report

WARDS: Borough-wide

1.0 PURPOSE OF REPORT

1.1 To provide information on the progress towards meeting Halton's Local Area Agreement (LAA) targets to September 2009.

2.0 RECOMMENDED THAT:

- i. The report is noted
- ii. The Board considers whether it requires any further information concerning the actions being taken to achieve Halton's LAA targets.

3.0 SUPPORTING INFORMATION

3.1 The revised LAA was signed off by the Secretary of State in June 2008. The LAA contains a set of measures and targets agreed between the Council, local partner agencies (who have a duty of co-operation in achieving targets) and government. There are 32 indicators within the LAA along with statutory and education and early years targets. The current agreement covers the period April 2008 to March 2011.

3.2 The Agreement was refreshed in March 2009 following a review with Government Office North West. It is not expected that there will be many significant changes to the agreement excepting those areas affected by the downturn in the national economy, such as measures relating the local economy and house-building. As a consequence of this government has identified a list of indicators for which targets will be reviewed before the end of March 2010.

3.3 Attached as Appendix 1 is a report on progress to the 2009 – 10 mid-year which includes those indicators and targets that fall within the remit of this Policy and Performance Board.

3.4 In considering this report Members should be aware that:-

- a) All of the measures within the National Indicator Set are monitored through Quarterly Departmental Service Plan Monitoring Reports. The purpose of this report is to consolidate information on all measures and targets relevant to this PPB in order to provide a clear picture of progress.

- b) In some cases outturn data cannot be made available at the mid-year point and there are also some Place Survey based indicators for which information will not become available until 2010 i.e. the next date the survey is due to be undertaken.

4.0 CONCLUSION

- 4.1 The Sustainable Community Strategy for Halton, and the Local Area Agreement contained within it, is the main mechanism through which government will performance manage local areas. It is therefore important that we monitor progress and that Members are satisfied that adequate plans are in place to ensure that the Council and its partners achieve the improvement targets that have been agreed.

5.0 POLICY IMPLICATIONS

- 5.1 The Local Area Agreement acts as the delivery plan for the Sustainable Community Strategy for Halton and is therefore central to our policy framework.

6.0 OTHER IMPLICATIONS

- 6.1 The achievement of Local Area Agreement targets has direct implications for the outcomes in relation to Comprehensive Area Assessment judgements.

7.0 IMPLICATIONS FOR THE COUNCIL'S PRIORITIES

- 7.1 This report deals directly with the delivery of the relevant strategic priority of the Council.

8.0 RISK ANALYSIS

- 8.1 The key risk is a failure to improve the quality of life for Halton's residents in accordance with the objectives of the Sustainable Community Strategy. This risk can be mitigated thorough the regular reporting and review of progress and the development of appropriate actions where under-performance may occur.

9.0 EQUALITY AND DIVERSITY ISSUES

- 9.1 One of the guiding principles of the Local Area Agreement is to reduce inequalities in Halton.

10.0 LIST OF BACKGROUND PAPAERS UNDER SECTION 100D OF THE LOCAL GOVERNMENT ACT 1972

Document Local Area Agreement 2008 – 11

Place of Inspection 2nd Floor, Municipal Building, Kingsway, Widnes

Contact Officer Rob MacKenzie (0151 471 7416)

A Local Area Agreement For Halton

June 2008 – April 2011



Employment, Learning & Skills

Mid-Year Progress Report




01st April – 30th September 2009

Performance Overview

This report provides a summary of progress in relation to the achievement of targets for Halton Local Area Agreement.

It provides both a snapshot of performance for the period 01st April to 30th September 2009 and a projection of expected levels of performance to the period 2011.







The following symbols have been used to illustrate current performance against 2009 and 2011 target levels.

	Target is likely to be achieved or exceeded.
	The achievement of the target is uncertain at this stage
	Target is highly unlikely to be / will not be achieved.



Document Originator (Halton Borough Council)	Mike Foy Senior Performance Management Officer Tel 0151 471 7390 / Internal extension 1177 mike.foy@halton.gov.uk
Additional Contact	Mark Grady Tel 0151 471 7390 / Internal extension 1023 mark.grady@halton.gov.uk

Performance Overview

EMPLOYMENT, LEARNING AND SKILLS

NI	Descriptor	09/10 Target	2011 Target
153	<u>Working age people claiming out of work benefits in the worst performing neighbourhoods</u>		
163	<u>Working age population qualified to at least Level 2 or higher.</u>		
171	<u>VAT Registration rate</u>		

NI 153 Working age people claiming out of work benefits in the worst performing neighbourhoods

Baseline (2007/08)	2009 - 10			2011	
	Target	Mid-year Actual	Progress	Target	Projected
31.5%	29.5%	31.7		28.5%	

Data Commentary

The data supplied is for Q1 2009 which is the latest data available on the hub. The source of the information is Work and Pensions Longitudinal Study – Benefit data. ONS - Population estimates.

General Performance Commentary

NI153 for Halton

Date	%
May-08	30.6
Aug-08	30.6
Nov-08	30.9
Feb-09	31.6
May-09	32.6

The table above shows progress since May 2008 and reflects the impact of the recession. Before the recession it was calculated that in order to achieve the LAA target the partnership would need to help an additional 213 people in these LSOAs into work. Good progress is being made towards the 213 but these have been more than replaced by people newly unemployed.

Summary of key activities undertaken / planned during the year

Key projects from the Employment Learning and Skills Programme

Pre level 2 – helping people to develop basic employability skills

Foundation Employment – College project for those who need more intense support

YMCA – skills and employment support

NEET Employers – Work with employers on taking NEETs into workforce

Neighbourhood Employment – employment support in neighbourhood management areas

Halton Employment Project – employability and motivational support, business specific and general short courses

Supported Employment – help for disabled to find and retain work

Halton ILM – minimum wage ‘in work’ training programme

Employment Outreach – events in neighbourhoods
 Inspiring Women – motivational support
 Community Grid – 160 households developing on line skills and learning and job finding.
 College NEET Programme – to reduce NEET cohort

NI 163 Working age population qualified to at least Level 2 or higher

Baseline (2006)	2009 - 10			2011	
	Target	Mid-year Actual	Progress	Target	Projected
60.1%	65.7%	61.6%	?	67.5%	?

Data Commentary

The data supplied refers to calendar year 2008 and is the latest figure available from the hub. The source of the data is derived by DIUS from the ONS Annual Population Survey (LFS/IHS).

General Performance Commentary



Forecasts and targets relied heavily on advice and guidance from the Learning and Skills Council and much of the increase was expected to come through the Train to Gain programme (learning in the workplace). Given the impact of the recession the LSC has already revised its national targets down and may well have to do this again as expected numbers are not coming through train to gain.

Summary of key activities undertaken / planned during the year

Key projects from the Employment Learning and Skills Programme

Apprenticeships – over 2 years the generation of 125 additional apprenticeships in Halton

Graduate work experience – this project will seek to provide unemployed graduates within Halton with work experience, thus retaining their skills in the borough and boosting their chances of employment.

Baseline (2007/08)	2009 - 10			2011	
	Target	Mid-year Actual	Progress	Target	Projected
42.3%	42.3%	48.3%		42.8%	

Data Commentary

The figure supplied refers to calendar year 2007 and is based on data from a new series produced by the Office for National Statistics (Business Demography) aimed at obtaining the best estimates of new business formations. The new Business Demography series will replace, by 2009, the current VAT registrations and de-registrations publication currently available on the BERR website. The new series measures business births in a different way to VAT registrations statistics and as a result will be extended to include businesses registered for PAYE.

General Performance Commentary

The mid year actual of 48.3 is actually the 2007 figure (produced annually in arrears) and is recognised as a one off as there were taxation changes nationally that resulted in a one off boost to start ups across the country. For the purposes of the LAA the 2006 figure was used (40.0) as the base year with a trend estimated from that. We are not likely to know the 2008 figure until early 2010.

Summary of key activities undertaken / planned during the year

The Enterprising Halton programme delivers a range of projects including:

Business start up support (the local scheme has been integrated with the regional programme under the management of HBC into one programme operating under the new business simplification programme.

Start up centre – at the heath business and technical park for people who need a desk and business address to help launch their business.

Next generation – enterprise in schools

Aftercare Academy – workshop sessions to help businesses on topics of importance to new businesses e.g. how to network.

Business mentors – new project to start early 2010.

Public Procurement – Chamber of Commerce support to businesses and the public sector to increase local purchasing opportunities for local businesses.